

## Biotinylated Mouse FcRn Protein

Cat. No. FRN-MM401B



### Description

<b>Source</b>	Recombinant Biotinylated Mouse FcRn Protein is expressed from HEK293 His tag and Avi tag at the C-Terminus. It contains Ser22-Ser297 (FCGRT) and Ile21-Met119 (B2M).
<b>Accession</b>	P01887&Q61559
<b>Molecular Weight</b>	The protein has a predicted MW of 47.1 kDa. Due to glycosylation, the protein migrates to 50-70 kDa based on Bis-Tris PAGE result.
<b>Endotoxin</b>	Less than 1 EU per µg by the LAL method.
<b>Purity</b>	> 95% as determined by Bis-Tris PAGE > 95% as determined by HPLC

### Formulation and Storage

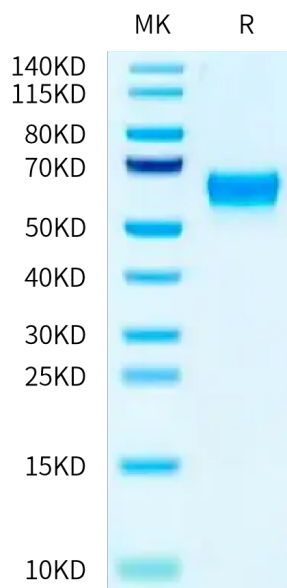
<b>Formulation</b>	Lyophilized from 0.22 µm filtered solution in PBS (pH 7.4). Normally 8% trehalose is added as protectant before lyophilization.
<b>Reconstitution</b>	Dissolve the lyophilized protein in distilled water. Please refer to the Certificate of Analysis for detailed instructions.
<b>Storage</b>	-20 to -80°C for 12 months as supplied from date of receipt. -80°C for 3 months after reconstitution. Recommend to aliquot the protein into smaller quantities for optimal storage. Please minimize freeze-thaw cycles.

### Background

The neonatal Fc receptor (FCRN) is an approximately 45 kDa transmembrane glycoprotein with structural homology to MHC class I proteins. It is widely expressed in endothelial and epithelial cells and plays an important role in IgG homeostasis and antigen presentation by dendritic cells. FCGRT & B2M heterodimer protein (FcRn complex) consist of two subunits: p51, and p14, and forms an MHC class I-like heterodimer.

### Assay Data

#### Bis-Tris PAGE



Biotinylated Mouse FcRn on Bis-Tris PAGE under reduced condition. The purity is greater than 95%.

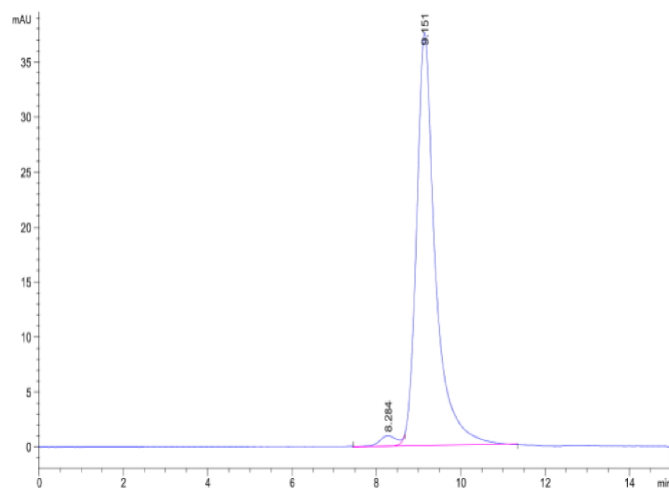
#### SEC-HPLC

## Biotinylated Mouse FcRn Protein

Cat. No. FRN-MM401B

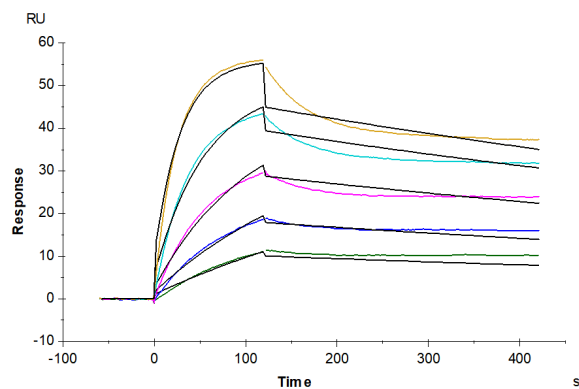


### Assay Data



The purity of Biotinylated Mouse FcRn is greater than 95% as determined by SEC-HPLC.

### SPR Data



Biotinylated Mouse FcRn, His Tag captured on CM5 Chip via anti-his antibody can bind Trastuzumab with an affinity constant of 1.22 nM as determined in SPR assay (Biacore T200).